


# DATA STRUCTURES AND APPLICATIONS IN C



# MODULE 1

- **INTRODUCTION TO DATA STRUCTURES:** Data Structures, Classifications (Primitive & Non-Primitive), Data structure Operations
- **Review of** pointers and dynamic Memory Allocation,
- **ARRAYS and STRUCTURES:** Arrays, Dynamic Allocated Arrays, Structures and Unions, Polynomials, Sparse Matrices, representation of Multidimensional Arrays, Strings.
- **STACKS:** Stacks, Stacks Using Dynamic Arrays, Evaluation and conversion of Expressions.



# PATTERN MATCHING

- C programming code to check if a given string is present in another string
- For example the string "programming" is present in "c programming"
- If the string is present then it's location (i.e. at which position it is present) is printed
- We create a function match which receives two character pointers and return the position if matching occurs otherwise returns -1
- naive string search algorithm is implemented in this c program



# BRUTE-FORCE ALGORITHM (NATIVE/NAÏVE STRING SEARCH ALGORITHM)

```
Algorithm_Brute_force_pattern_matching(T[0.....n-1], P[0.....m-1])
{
    for(i=0; i<=n-m; i++)
    {
        j=0;
        while(j<m && T[i+j]==P[j])
            j=j+1;
        if(j==m)
            return i;
    }
    return -1;
}
```



- <https://youtu.be/fCJBtVG2kQo?si=DHW7UtYnsXajaBtG>
- <https://www.youtube.com/watch?v=fCJBtVG2kQo>




# PATTERN MATCHING BY CHECKING END INDICES FIRST

```
int nfind(char *string, char *pat)
{
    int i, j, start = 0;
    int lasts = strlen(string)-1;
    int lastp = strlen(pat)-1;
    int endmatch=lenp;
    for( i = 0; endmatch<=lasts ; endmatch++, start++)
    {
        if( string[endmatch] == pat[lastp])
            for( j = 0 , i = start; j< lastp && string[i] == pat[j]; i++, j++)
                :
            if(j == lastp)
                return start;
    } return -1;
}
```




pat




(a) pattern


String




(b) no match



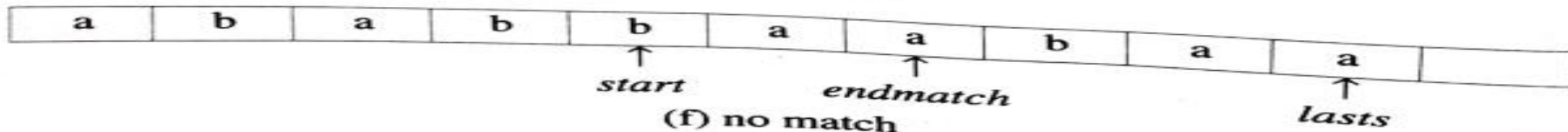
(c) no match



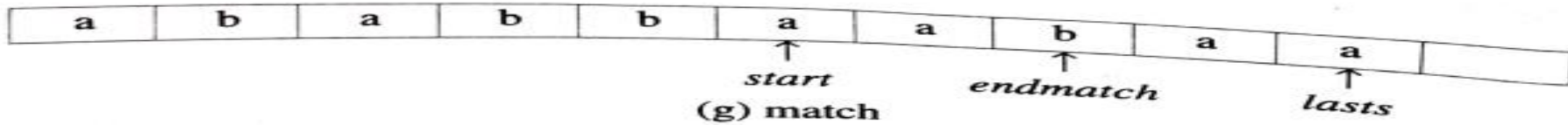
(d) no match



(e) no match



(f) no match



(g) match

# KNUTH MORRIS PRATT (KMP) PATTERN MATCHING ALGORITHM

```
#include <stdio.h>
#include <string.h>
#define max_string_size 100
#define max_pattern_size 100
int pmatch();
void fail();
int failure[max_pattern_size];
char string[max_string_size];
char pat[max_pattern_size];
```

---

```
int pmatch(char *string, char *pat)
{
/* Knuth, Morris, Pratt string matching algorithm */
int i = 0, j = 0;
int lens = strlen(string);
int lenp = strlen(pat);
while ( i < lens && j < lenp ) {
    if (string[i] == pat[j]) {
        i++; j++; }
    else if (j == 0) i++;
        else j = failure[j-1]+1;
}
return ( (j == lenp) ? (i-lenp) : -1);
}
```





- [https://www.youtube.com/watch?v=pu2aO\\_3R118](https://www.youtube.com/watch?v=pu2aO_3R118)



OR

## KNUTH MORRIS PRATT (KMP) PATTERN MATCHING ALGORITHMS

Algorithm\_pattern\_matching\_KMP

```
{
    k=1, S1=Q0, n=length(s);
    While(k<=n && Sk ≠ P)
    {
        Read tk ;
        Sk+1 =F(Sk, tk) ;
        k = k+1;
    }
    if(k>n)
        index = 0;
    else
        index = k – length(p);
    return index;
}
```



# END OF INTRODUCTION TO DATA STRUCTURES

